

CAJ with CDMD 이용매뉴얼

신원데이터넷
info@shinwon.co.kr

1. CNKI 소개
2. CAJ Contents
3. 메인 화면
4. 검색 방법
5. 중국어 설치방법
6. CAJ Viewer 설치방법
7. 오류 대처 방법

➤ CNKI [中國知識基礎設施工程 : China National Knowledge Infrastructure]

CNKI는 중국의 Digital Resources System을 구축하기 위하여 1996년 중국 정부와 청화(淸華)대학이 공동으로 주관한 중국 국가 프로젝트입니다. 온라인 Publishing Platform을 통해 53개 국가 및 지역 1,500여 기관의 고객과, 중국 내 다양한 산업 분야 2만 여 고객에게 지식 정보를 제공하고 있습니다.

➤ TKN [Tongfang Knowledge Network Technology Group] - 출판사

TKN은 인터넷 출판과 지식 정보 및 자원과 관련 된 기술을 지원하는 기업으로, 중국 내 지식, 온라인 출판 및 관련 기술 서비스의 통합 및 보급에 전념하며 출판 분야에서 선도적인 역할을 담당하고 있습니다.

* 15개의 Database

1. 中國學術期刊全文數據庫(CAJ-China Academic Journal) : 중국 전자저널
2. 中國期刊全文數據庫-世紀期刊 (CJP-Century Journal Project Archives) : 중국 전자저널 아카이브
3. 中國博/碩士論文全文數據庫(CDMD-China Doctor/Master's Dissertation DB) : 중국 석/박사학위논문
4. 中國重要會議論文全文數據庫(CPCD-China Proceedings of Conferences DB) : 중국 회의자료
5. 中國重要報紙全文數據庫(CCND-China Core Newspapers DB) : 중국주요신문
6. 中國工具書網路出版總庫(CRWO-China Reference Works Online) : 중국 참고정보원
7. 中國年鑒網路出版總庫(CYFD-China Yearbooks Full-text DB) : 중국 연감자료
8. CSYD-China Statistical Yearbooks Full-text DB : 중국통계연감
9. TCMD-Traditional Chinese Medicine Resources : 중의약 데이터베이스
10. National Population Census Database(NPCC) : 중국 인구 데이터베이스
11. Digital collection on China Studies : CNKI eBook
12. CNKI Journal Translation Project (JTP-중/영문 번역 저널) : 중국 영문 저널
13. Great Chinese Dictionary & Kangxi Dictionary (G&K) : 한어대사전&강희사전
14. CEID-China Economy and Information Database : 중국 경제정보 데이터베이스
15. Academic Focus : 중국 영문 저널/영문 번역 저널/ 중국 국제회의자료

➤ CAJ [China Academic Journal]

CAJ(China Academic Journal)는 전자저널을 제공하는 세계에서 가장 큰 학술지 Database입니다. 2,000여 종의 핵심 저널들을 포함하여 총 1만여 종 이상의 중국에서 발행된 학술 저널을 제공합니다. CAJ는 10개의 분야로 나누어져 있으며 이 분야들은 약 170개의 주제와 3,600개의 부주제로 나누어져 있습니다.

➤ CAJ [China Academic Journal] 주제 분야

- | | |
|---|---|
| A. Physics/Astronomy/Mathematics, etc.. | F. Literature/History/Philosophy |
| B. Chemistry/Metallurgy/Environment, etc. | G. Politics/Military Affairs/Law |
| C. Architecture/Energy/Traffic, etc. | H. Education/Social Science |
| D. Agriculture | I. Electronics/Information Science |
| E. Medicine/Public Health | J. Economics/Managements |

※ 기관 별 구독 컬렉션에 따라 제공되는 콘텐츠가 상이합니다.

3. 메인 화면

· CNKI 메인 화면 <https://oversea.cnki.net/index/>

The screenshot shows the CNKI Overseas homepage with several key features highlighted by red dashed boxes and callouts:

- Language:** A callout points to the '简体中文' (Simplified Chinese) link, stating '▶ 제공 언어: 중국어 / 영어' (Provided language: Chinese / English).
- Subscription:** A callout points to the 'Subscribed' button, stating '▶ Subscribed: 구독 품목내 검색' (Subscribed: Search within subscription items).
- Search Options:** A callout points to the search filters, listing '▶ Advanced Search: 상세검색' (Advanced Search: Detailed search), '▶ Publication Search: 출판물 검색' (Publication Search: Search for publications), and '▶ Citation Search: 인용구 검색' (Citation Search: Search for citations).
- Database Selection:** A callout points to the 'Journal' and 'Thesis & Dissertation' checkboxes, stating '▶ CAJ/CDMD 바로가기' (CAJ/CDMD Direct Link).
- Academic Focus:** The 'Academic Focus' section displays trending topics like 'Public Health' and 'Smart Manufacturing' with 'MORE' links.
- Literature Databases:** A callout points to the 'Journals' and 'Dissertations' categories, stating '▶ CAJ/CDMD 바로가기' (CAJ/CDMD Direct Link).

4. 검색 방법

- 현재 구독 중인 품목 내 검색을 원할 시 꼭 "Subscribed" 브라우징 후 검색
- 그 외 검색 시 구독품목과 상관없이 전체 DB와 컬렉션의 결과 추출됨

The screenshot shows the CNKI website interface. A red box highlights the search bar area, which includes a search input field, a search button, and options for 'Advanced Search', 'Publication Search', and 'Citation Search'. Below the search bar, there are checkboxes for various database types: Journal, Thesis & Dissertation, Proceedings, Newspaper, Yearbook, Monographic Serials, Patents, and Standards. A red box also highlights the 'Subscribed' button in the top right corner. A callout box points to the 'Subscribed' button with the text: '▶ Subscribed: 현재 구독 중인 품목내에서 검색 가능한 검색 창으로 이동'. Another callout box points to the search options with the text: '▶ 통합검색/데이터베이스/Advanced Search/Publication Search/Citation Search 등: 전체 DBs/컬렉션에서 구독 검색 결과 추출 > 모든 구독/미구독 품목 결과 노출'. A third callout box points to the 'Literature Databases' section with the text: '▶ Literature Databases 특정 데이터베이스 선택 및 브라우징'. The 'Literature Databases' section is highlighted with a red box and lists categories: Journals (Academic Journals / Century Journals / Monographic Series), Dissertations, English Resources (CNKI Journal Translation Project / AcademicFocus / Academic Reference), and Citation & Evaluation (China Citation Database / Journals Citations & Analysis / Books Citations & Analysis / Degree Dissertations Analysis).

4. 검색 방법 - "SUBSCRIBED" 검색

- "Subscribed" 검색화면 - 현재 구독 품목내에서만 검색
- CAJ: General, Academic 그리고 Magazine에서 결과 확인 필요

▶ "Subscribed" 브라우징과 동시에 현 구독 품목에만 자동 "체크(v)" 표시

▶ + : 각 분야별 하위 주제 목록 열람 및 검색 가능

▶ 주제 분야 : 원하는 검색 분야 클릭하여 브라우징

▶ Basic Search: 기본 검색

▶ 검색 필드 입력

▶ DB 선택 가능

▶ 모든 결과 보기

▶ Academic Journal: 학술지 검색 결과

▶ Magazines: 비학술지 검색 결과

4. 검색 방법 - "SUBSCRIBED" 검색 결과 창

- CAJ 검색 결과는: "Academic Journal"(학술지)과 "Magazines"(비학술지)로 나뉘어서 도출
- 검색결과는 모든 Source(출처)로부터 도출 (예: 동일 Title, 다른 Source → Source 수만큼 결과 노출)
- 위 사항은 "Subscribed", 일반검색, DB별 검색 등 모든 검색의 결과에 해당

ALL 27,735,332

Academic Journals 25,698,873

Magazines

▶ **모든 결과 보기**

▶ **Academic Journal: 학술지 검색 결과**

▶ **Magazines: 비학술지 검색 결과**

▶ **다운로드**

▶ **검색 결과 필터**

	Title	Author	Source	Publication Date	Database	Cites	Downloads	Options
<input type="checkbox"/> 1	Vertex-distinguishing I -total coloring and VI-total coloring of almost complete graphs Online First Full-text in Chinese	ZHANG Sheng-gui; CHEN Xi-ang-en	Journal of Shandong University(Natural Science)	2021-04-21 08:33	Journals			
<input type="checkbox"/> 2	Geothermal-geological model of Xiong'an New Area: evidence from geophysics Online First Full-text in Chinese	WANG Kai;ZHANG Jie;BAI Dawei;WU Xingang;YUE Hangyu	Geology in China	2021-04-21 08:33	Journals			
<input type="checkbox"/> 3	Acceleration of NaHCO ₃ on the removal of nitrogen and phosphorus in urban sewage by the symbiosis system of Oeodogonium brevicinulatum and activated sludge Online First Full-text in Chinese	LU Jieluo; WANG Xiaoji; ZHU Jiahao; LIU Hui; GE Fei	Chinese Journal of Environmental Engineering	2021-01-18 19:05	Journals			
	Impacts of habitat fragmentation on biological characteristics of Alhagi sparsifolia populations at the southern margin of the Gurbantunggut Desert Online First Full-text in Chinese	MA Xia; WU Ling; LIU Dan; MA Miao	Acta Ecologica Sinica	2021-04-21 09:00	Journals			

4. 검색 방법 - "SEARCH OPTIONS" 설정

- Search Options: "통합 검색 결과" 창 또는 "Subscribed" 검색 창 오른쪽 상단 위치
- Search Options을 통해 데이터베이스와 검색결과 노출화면을 필터 및 설정

The screenshot shows the 'Search Options' page on the CNKI website. The page is titled 'Search Options' and includes a navigation bar with 'Old Version', 'Help Center', 'Search Options', 'Personal Library', and 'Login'. The main content area is divided into two sections: 'Search Range' and 'Search Results'. The 'Search Range' section allows users to set the cross-database search scope and resource display order, with options for Academic Journal, Theses & Dissertations, Conferences, Newspapers, Books, Standards, Achievements, Monographic Serials, Ancient Books, and Magazines. The 'Search Results' section allows users to set the default display number (10 or 20), default display mode (list or detail), and default sort order (Publication Date, Relevance, Cite, or Download). The page also includes 'Save Settings' and 'Restore Settings' buttons.

▶ Search Range: 데이터베이스 선택

▶ Search Results: 검색결과 노출화면 설정

▶ Search Options: 다양한 검색옵션 선택 가능

4. 검색 방법 - 통합 검색(구독 외 자료 검색 가능)

- 메인화면>통합 검색(Basic Search): 플랫폼 내 전체 Database에서 검색
- 모든 Source(출처)로부터 결과도출 (예: 동일 Title, 다른 Source → Source 수만큼 결과 노출)
(예: 하나의 타이틀 그러나 출처가 두 곳이면 검색결과는 두개로 노출)

The screenshot shows the search results page for the keyword '황국평' (Hwang Guk-pyeong) on the Shinwon Datanet platform. The interface includes a search bar at the top with the subject 'Subject' and the search term '황국평'. Below the search bar, there are various filters and categories, including 'ALL' (81 results), 'Academic Journals' (46), 'Theses & Dissertations' (0), 'Conferences' (1), 'Newspapers' (2), 'Patents' (0), 'Standards' (0), and 'Achievements'. The search results are displayed in a table with columns for 'Author', 'Source', 'Publication', 'Database', 'Downloads', and 'Options'. The results include articles from 'PR World', '农村工作通讯', '广东卫生年鉴', and 'XU HUI ALMANAC'. Annotations highlight key features: '모든 결과 보기' (View all results), '기본 검색' (Basic search), 'Academic Journal: 학술지 검색 결과' (Academic Journal: Search results for academic journals), 'Magazines: 비학술지 검색 결과' (Magazines: Search results for non-academic journals), '검색 결과 필터' (Search result filter), and '다운로드' (Download).

Author	Source	Publication	Database	Downloads	Options
李雪威	PR World				
本刊综合	农村工作通讯	2020-11-01	Journals	5	
段宇飞 主编	广东卫生年鉴	2020-06-01	Yearbooks	2	
徐冉	XU HUI ALMANAC	2020-02-25	Yearbooks		
徐冉	XU HUI ALMANAC	2020-02-25	Yearbooks		
李刚	衡阳年鉴	2019-07-15	Yearbooks		
魏会华 总编	LIN CHUAN	2018-12-31	Yearbooks		

4. 검색 방법 - ADVANCED SEARCH

- 전체 Database내에서 검색: Advanced Search > Advanced Search : 상세 검색

The screenshot shows the CNKI Advanced Search interface. At the top, there is a search bar with a dropdown menu for 'Subject' and a search icon. To the right of the search bar, there are links for 'Advanced Search' (highlighted with a red box), 'Publication Search >', and 'Citation Search >'. Below the search bar, there are three downward-pointing arrows. The main interface features the CNKI logo and 'www.cnki.net' on the left. In the center, there are tabs for 'Advanced Search' (highlighted with a red box), 'Professional Search', 'Author Search', and 'Sentence Search'. On the right side, there are links for 'Basic Search', 'Element Search', and 'Citation Search'. The search form includes fields for 'Subject' and 'Author', each with a 'Precise' dropdown and a minus sign. Below these fields, there are checkboxes for 'Indexed Publishing', 'Data Paper Publishing', 'Fund Literature', and 'Cross-Language Search' (checked). There are also date selection fields for 'Publication Date' and 'Date Of Update'. At the bottom of the search form, there are 'Reset' and 'Search' buttons. A red dashed box highlights the search form area, with a callout box containing the text: 'Classification: 검색 원하는 컬렉션 선택 가능(미선택시 구독/미구독 품목 결과 모두 도출)'. Another red dashed box highlights the 'Search' button, with a callout box containing the text: '모든 결과 보기'. A third red dashed box highlights the 'Search' button, with a callout box containing the text: '검색 필드 입력'. Below the search form, there is a navigation bar with various categories: 'ALL' (highlighted with a red box), 'Chinese', 'Other Languages', 'Academic Journals' (highlighted with a red box), 'Monographic Serials', 'Ancient Books', 'Laws and Regulations', 'Government Documents', 'Yearbooks', 'Books', 'Patents', 'Standards', 'Achievements', 'Magazines' (highlighted with a red box), and 'Reference Works'. A red dashed box highlights the 'Academic Journals' category, with a callout box containing the text: 'Academic Journal: 학술지 검색 결과'. Another red dashed box highlights the 'Magazines' category, with a callout box containing the text: 'Magazines: 비학술지 검색 결과'. On the right side of the interface, there is a sidebar titled 'Advanced Search Usage:' with an 'Introduction to search field:' section. It contains two main sections: 'Subject/Title/Keyword/Abstract/Full Text:' and 'Author / The First Author / Corresponding Author:'. The first section explains that input search words can check relevant recommendation words in the list on the right to optimize search results. The second section explains that input the author name which can be checked in the list of the author with the same name according to the...

4. 검색 방법 – PROFESSIONAL SEARCH

- 전체 Database내에서 검색 Advanced Search > Professional Search : 전문 검색

The screenshot shows the CNKI Professional Search interface. At the top, there is a search bar with a 'Subject' dropdown and a search icon. To the right of the search bar are buttons for 'Advanced Search' (highlighted with a red box), 'Publication Search >', and 'Citation Search >'. Below the search bar, three arrows point down to the 'Professional Search' button in the navigation menu, which is also highlighted with a red box. The main search area contains a 'Classification' dropdown (highlighted with a red box), a search input field, and several checkboxes: 'Advanced Publishing', 'Data Paper Publishing', 'Fund Literature', and 'Cross-Language Search' (checked). Below these are 'Dates' and 'Date Of Update' filters. A 'Search' button is highlighted with a red box. To the right, a 'Professional Search Usage: Search Expression Syntax' sidebar lists searchable fields (SU, TI, KY, AB, FT, AU, FI, RP, AF, LY, RF, YE, FU, CLC, SN, CN, IB, CF) and provides an example: '1) TI='Ecology' and KY='Ecological'. At the bottom, there are buttons for 'General' (highlighted with a red box), 'Chinese', 'English', 'Academic Journal' (highlighted with a red box), 'Yearbooks', 'Books', 'Patents', 'Standards', 'Achievements', 'Monographic Serials', 'Ancient Books', 'Laws and Regulations', 'Government Documents', 'Magazines' (highlighted with a red box), and 'Reference Works'. Annotations in red dashed boxes provide additional information: 'Classification: 검색 원하는 컬렉션 선택 가능(미선택시 구독/미구독 품목 결과 모두 도출)', '모든 결과 보기', '검색 필드 입력', 'Academic Journal: 학술지 검색 결과', and 'Magazines: 비학술지 검색 결과'.

4. 검색 방법 - AUTHOR SEARCH

- 전체 Database내에서 검색 Advanced Search > Author Search : 저자 검색

The screenshot shows the CNKI search interface. At the top, there is a search bar with a dropdown menu labeled 'Subject' and a search icon. To the right of the search bar are two buttons: 'Advanced Search' (highlighted with a red box) and 'Publication Search > Citation Search >'. Below the search bar, three arrows point down to the main navigation area. The main navigation area includes the CNKI logo and the text 'www.cnki.net'. There are four main search options: 'Advanced Search', 'Professional Search', 'Author Search' (highlighted with a red box), and 'Sentence Search'. To the right of these are three smaller options: 'Basic Search', 'Element Search', and 'Citation Search'. Below the navigation area is the search form. It has a 'Classification' dropdown menu (highlighted with a red box) and two input fields: 'Author -' and 'Author Affiliat...'. Both input fields have a 'Precise v' dropdown menu. Below the input fields are three checkboxes: 'Advanced Publishing', 'Data Paper Publishing', and 'Fund Literature'. There are also two calendar icons and a 'Date Of Update' dropdown menu set to 'All'. At the bottom of the form are 'Reset' and 'Search' buttons. To the right of the search form is a sidebar with the title 'Usage of publishing articles by author for search:'. It contains text about searching for the author's published literature and citations, and an 'Introduction to search field:' section with a checked option for 'Author / First Author / Corresponding Author'. Below the sidebar is a blue navigation bar with various categories: 'General' (highlighted with a red box), 'Chinese', 'English', 'Academic Journal' (highlighted with a red box), 'Monographic Serials', 'Ancient Books', 'Laws and Regulations', 'Government Documents', 'Yearbooks', 'Books', 'Patents', 'Standards', 'Achievements', and 'Magazines' (highlighted with a red box). There are several callout boxes with arrows pointing to specific elements: 'Classification: 검색 원하는 컬렉션 선택 가능(미선택시 구독/미구독 품목 결과 모두 도출)' points to the 'Classification' dropdown; '▶ 검색 필드 입력' points to the 'Author -' input field; '▶ Academic Journal: 학술지 검색 결과' points to the 'Academic Journal' button; '▶ Magazines: 비학술지 검색 결과' points to the 'Magazines' button; and '▶ 모든 결과 보기' points to a button below the 'General' button.

4. 검색 방법 - SENTENCE SEARCH

- 전체 Database내에서 검색 Advanced Search > Sentence Search : 문장 검색

The screenshot shows the CNKI website's search interface. At the top, there is a search bar with a 'Subject' dropdown and a search icon. To the right of the search bar are buttons for 'Advanced Search' (highlighted with a red box), 'Publication Search >', and 'Citation Search >'. Below the search bar, three arrows point down to the main search area. The main search area has a header with the CNKI logo and navigation tabs: 'Advanced Search', 'Professional Search', 'Author Search', and 'Sentence Search' (highlighted with a red box). On the right side of the main search area, there are tabs for 'Basic Search', 'Element Search', and 'Citation Search'. The main search area contains a 'Classification' dropdown (highlighted with a red box) and two search criteria: 'According to the article, In the same s... contains' and 'According to the article, In the same p... contains'. Below these are checkboxes for 'Advanced Publishing', 'Data Paper Publishing', and 'Fund Literature'. There are also input fields for 'Date Of Update' and a dropdown set to 'All'. At the bottom of the main search area are 'Reset' and 'Search' buttons. To the right of the main search area is a 'Sentence Search Usage' box with text explaining the search method. Below the main search area is a blue navigation bar with various search categories: 'General' (highlighted with a red box), 'Academic Journal' (highlighted with a red box), 'Theses & Dissertations', 'Conferences', 'Newspapers', 'Yearbooks', 'Books', 'Patents', 'Standards', and 'Achievements'. Below the navigation bar are buttons for '모든 결과 보기' (highlighted with a red box), 'Academic Journal: 학술지 검색 결과' (highlighted with a red box), 'Magazines: 비학술지 검색 결과' (highlighted with a red box), and 'Magazines' (highlighted with a red box). There are also callouts for '검색 필드 입력' (Search field input) and 'Classification: 검색 원하는 컬렉션 선택 가능(미선택시 구독/미구독 품목 결과 모두 도출)' (Classification: Searchable collection selection possible (if not selected, search results for both subscribed and non-subscribed items are output)).

4. 검색 방법 - 타이틀보기(JOURNAL NAVIGATION)

-Publication Search > Journal Navigation 선택

The screenshot shows the search interface for 'Journal Navigation'. At the top, there is a search bar with a 'Subject' dropdown and a search icon. To the right are buttons for 'Advanced Search', 'Publication Search >', and 'Citation Search >'. Below the search bar, there are three downward arrows pointing to a 'Journal Navigation' dropdown menu. A red box highlights this menu, with a callout box stating '▶ Journal Title/Former Title, Sponsor, ISSN, CN 으로 검색 가능'. Below the dropdown is a search input field with the placeholder 'Enter search term' and a 'Search' button. A red box highlights the search input field, with a callout box stating '▶ Literature Search : 문헌 검색 창으로 이동'. To the right of the search input is a 'Literature Search >' button. Below the search bar, there is a breadcrumb trail: 'Journal Navigation > Subject Navigation'. A red box highlights the 'Subject Navigation' dropdown menu, which lists various subjects with their respective counts: (A) Mathematics/ Physics/ Mechanics/ Astronomy (840), (B) Chemistry/ Metallurgy/ Environment/ Mine Industry (1122), (C) Architecture/ Energy/ Traffic/ Electromechanics, etc (1326), (D) Agriculture (639), and (E) Medicine & Public Health (1388). Below the subject navigation menu is a horizontal menu for 'Journal Navigation' with options: 'All Journals', 'Academic Journals', 'Online First Journals', 'Exclusive Publishing Journals', 'Century Journals Project', and 'Single Journals'. A red box highlights this menu, with a callout box stating '▶ 저널 종류 옵션'. Below the horizontal menu is a grid of journal covers. A red box highlights the grid, with a callout box stating '▶ 원하는 저널 검색 방법 선택 후 주제별 브라우징 가능'. The journal covers shown are: '水泥', '按摩与康复医学', '决策探索(下)', '牡丹江教育学院学报', '甘肃科技纵横', '工程技术研究', and '露天采矿技术'.

4. 검색 방법 - 타이틀보기 결과 화면

예) "水泥"브라우징 시

网络出版声明: 本刊为拥有纸质期刊出版许可的正式刊物;《中国学术期刊(光盘版)》电子杂志社有限公司(以下简称电子杂志社)为拥有互联网出版许可和互联网信息服务许可的出版单位.....

Follow RSS Subscription submit manuscript Share to

Copy Link Sina Weibo WeChat Scan

▶ Share To: 링크 복사, 공유, QR코드 등으로 공유 가능

▶ 저널 정보

水泥 Cement

Basic Information Sponsor: 建筑工业技术情报研究所 Pub. Periodicity: 月刊 ISSN: 1002-9877

Publication Information Series Name: 工程科技 Subject Name: 无机化工 The Number of Published Articles: 13644

Evaluation Information Combined IF: 0.056 (2020)Comprehensive IF: 0.035 This journal is included in the following databases:

Article

Issue Browse Column Browse Statistics and Evaluation Subject Search in the Journal

2021Year01 Issue

▶ Issue Browse: 출간년도/이슈번호 별 검색

▶ Column Browse: 근 10년, 근 5년, 근 3년, 근 1년 별로 검색

▶ Statistics and Evaluation: 해당 저널에 관련된 여러가지 통계를 수치와 그래프로 제공

▶ Online First 또는 출간 년도와 이슈 번호 별로 선택 가능

▶ 해당 저널 내 기본 검색 가능

2021	Online First		
No.01	2019		
2020	2018		
2019	No.12	No.11	No.10
2018	No.09	No.08	No.07
2017	No.06	No.05	No.04
2016	No.03	No.02	No.01

4. 검색 방법 - 원문 화면

-검색 결과>특정 저널 선택 시 화면

Contents

- 0 引言
- 1 试验原料及试验方法
 - 1.1 试验原料
 - 1.2 试验方法
- 2 试验数据及分析
 - 2.1 常压条件下样品预水化...
 - 2.2 高压条件下样品预水化...
- 3 结论

Images

- 1#~6#水泥熟...
- 1#与4#熟料水...
- 1#及7#~11#...

Study on influence of water vapor surface contact method on Portland cement hydration

LIU Shuang; Tianjin Building Materials Science Research Institute

▶ 저자/ Abstract/Keywords/ Fund/Series/Subject

Abstract : In this paper, the water vapor surface contact method was used to prehydrate the Portland cement and cement clinker under normal pressure or high pressure. The effect of prehydration on the weight gain rate, setting time, heat of hydration and mechanical properties of cement clinker were investigated when gypsum was not added. The experimental results showed that compared with adding gypsum, prehydration could effectively delay the setting time of cement, reduce the release rate of initial hydration heat a... [More](#)

Keywords : water vapor; surface contact; gypsum-free Portland cement; cement hydration; setting time;

Fund : 天津市科委2019年度重点研发计划转制院所扶持基金项目 (19YFFCYS00180) ;

DOI : 10.13739/j.cnki.cn11-1899/tq.2021.01.001

Series : (B) Chemistry/ Metallurgy/ Environment/ Mine Industry

Subject : Inorganic Chemical Industry

Classification Code : TQ172.1

▶ Mobile Reading/ HTML Read / CAJ / PDF 다운로드

▶ Subject Tree, Citation Network, Related Literature 정보 확인 가능 (해당 결과가 있을 시에만 표기 됨)

QR코드 스캔하여 핸드폰에서 열람가능

Download the mobile app
use the app to scan this code read the article.
Page No: 1-4 Page: 4
Size: 2073K

▶ PC에서 중국어 자료 열람 시 글씨가 깨지지 않고, 중국어 간체를 입력하기 위해서는 사용하는 PC에 **Global IME**를 설치해야 합니다.

IME

입력시스템(Input Method Editor)으로 한국, 일본, 중국 등 여러 나라의 문자를 특수키보드를 이용하지 않고 입력할 수 있는 입력 프로그램입니다.

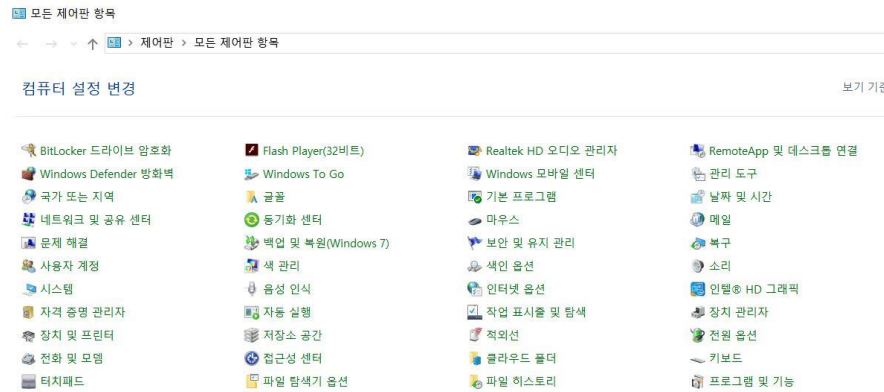
Pingyin (병음)입력

중국어의 발음을 문자로 입력하여 중국어를 입력하는 방법을 말합니다. 중국에는 여러 가지의 중국어 입력방법이 있으나, 가장 대중적으로 Microsoft IME 입력방법을 사용하고 있으며, 그 중 Pingyin 입력을 통한 입력방법이 발음기호를 사용하기 때문에 쉽게 이용할 수 있습니다.

<윈도우 중국어 IME 설치방법>

윈도우에서 중국어 IME는 별도의 프로그램이나 설치 CD 없이 설치가 가능합니다.

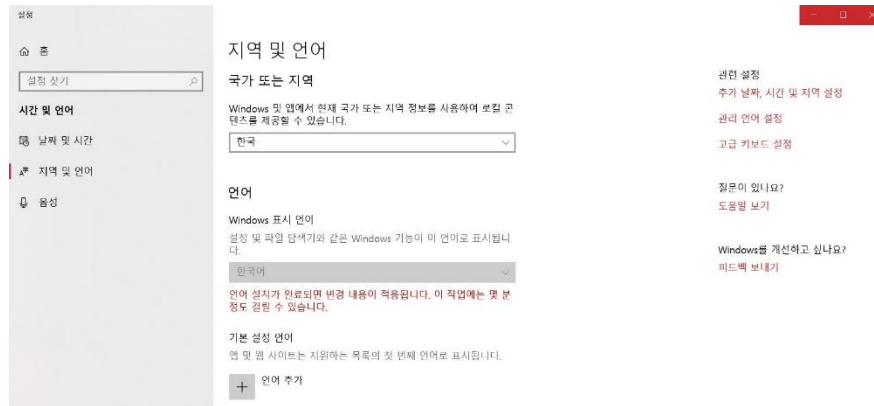
1. [시작] 메뉴에서 [제어판]을 선택



2. 제어판에서 [국가 또는 지역]를 선택



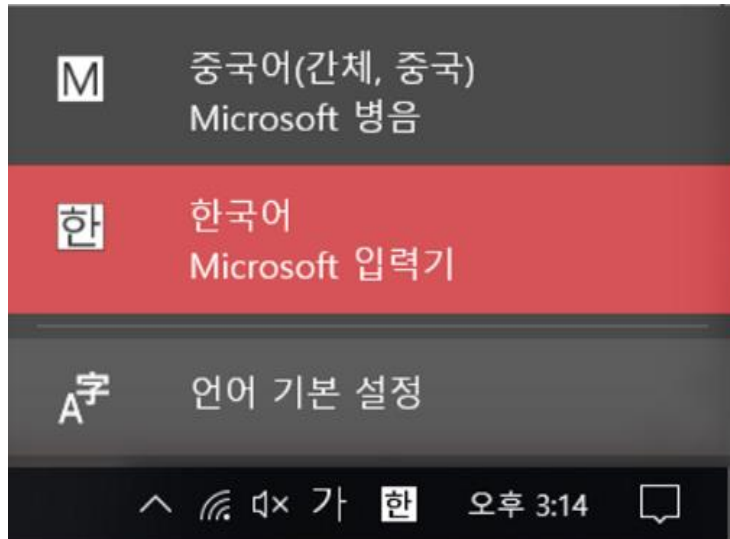
3. [국가 또는 지역] 설정 창에서
[언어 기본 설정] 선택 후
[기본 언어 설정] → [+언어 추가]를 선택



4. 중국어 IME 시스템 추가를 위하여
중국어를 검색 후
[중국어(간체, 중국)] 선택



5. 모니터 하단에 한국어 입력 시스템
[한]을 눌렀을 때 [중국어 (간체, 중국)]
메뉴가 추가 되어 있으면
중국어 IME의 설치 완료



6. CAJ VIEWER 설치방법

-CAJ VIEWER 다운로드 페이지 브라우징 3가지 방법

1) Products & Services 클릭 > 최 하단에서 "Download Center" 클릭
2) <http://cajviewer.cnki.net/download.html> 접속

3) CNKI 메인 홈페이지 최 하단에서 "Download Center" 클릭

6. CAJ VIEWER 설치방법



6. CAJ VIEWER 설치방법

Reader 文献阅读器

↓ CAJViewer 7.3

CAJviewer 최신 버전 다운로드

- 文献专用**
支持多种文献格式, caj, nh, kdh, teb, pdf等格式
- 关键词查询**
对于非扫描文章提供全文字符串查询功能
- 文本、图片摘录**
将文本和图片摘录到 WPS、WORD等文本编辑器中
- 切换显示语言**
提供简体中文、繁体中文和英文显示方式, 方便海外用户使用

Products 系列产品

- ↓ CAJViewer 7.3
- ↓ CAJViewer 7.2
- ↓ 全球学术快报 For Android
- ↓ 全球学术快报 For iOS
- ↓ CAJ云阅读 For Windows
- ↓ CAJ云阅读 For Windows(旧版)
- ↓ CAJ云阅读 For MacOS

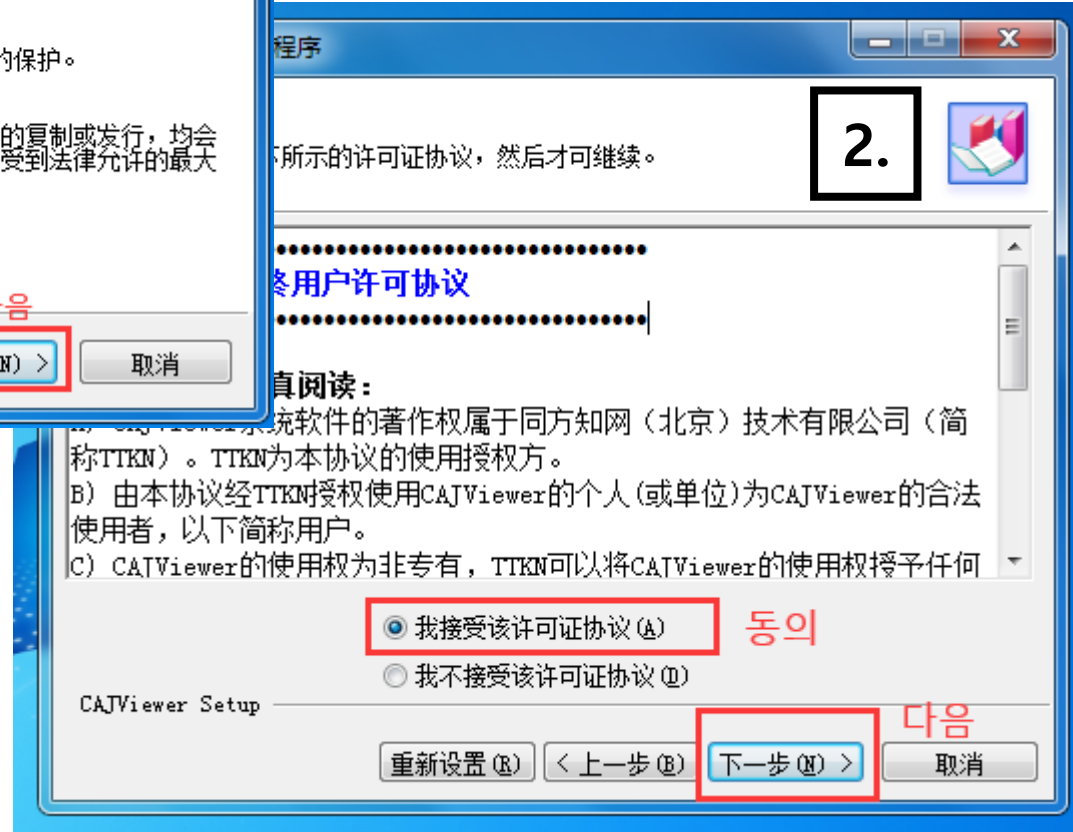
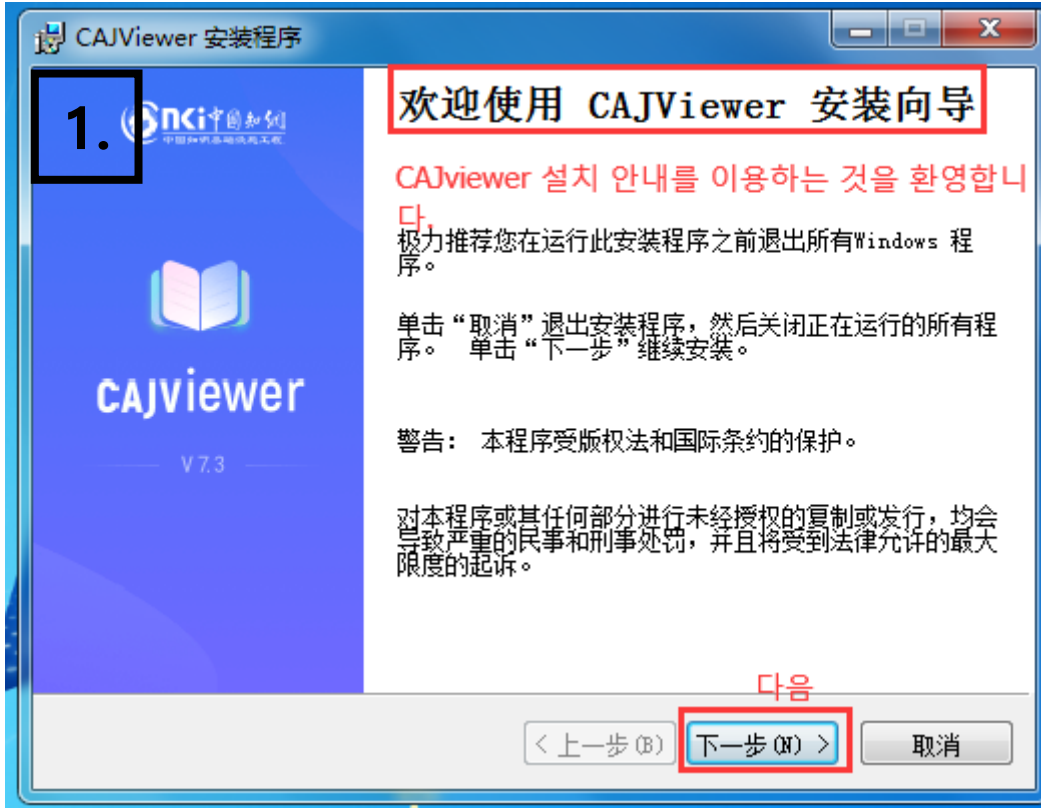
CAJviewer 7.3, 7.2 버전 다운로드

글로벌학술속보 (CNKIexpress) Android, ios 다운로드

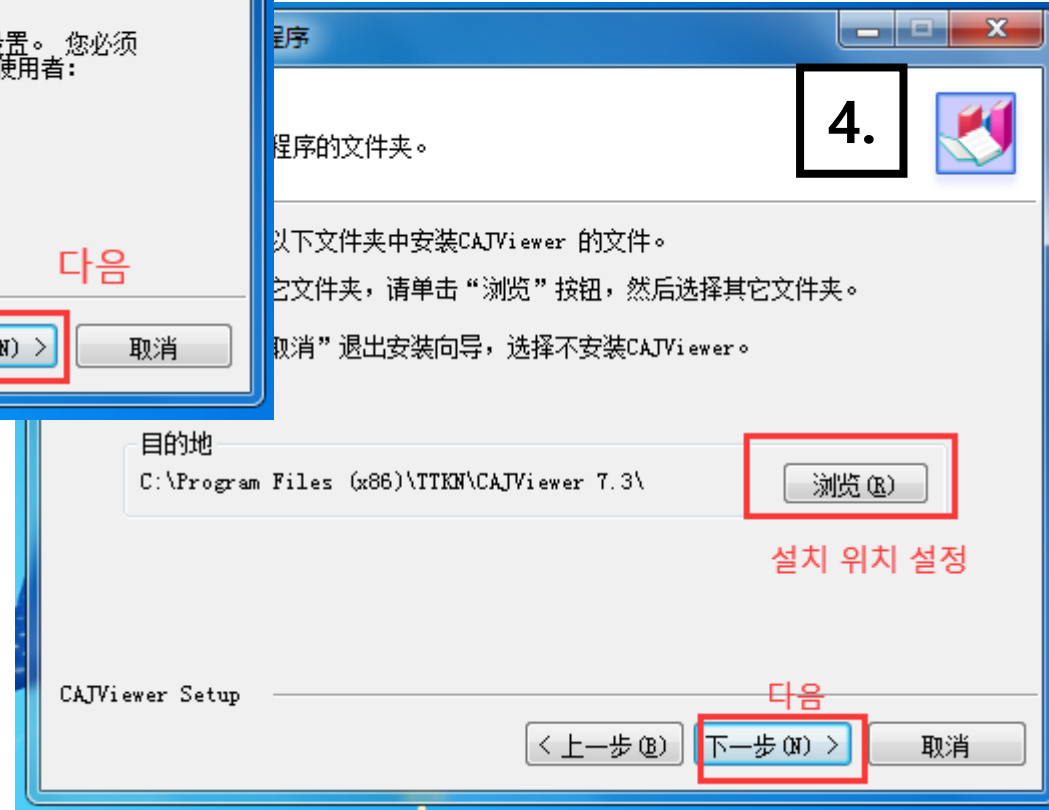
CAJ cloud reading

京ICP证040431号 互联网出版许可证 新出网证(京)字008号 经营性网站备案信息 京公网安备11010802014875号
© 2015中国知网(CNKI) 《中国学术期刊(光盘版)》电子杂志社有限公司
服务热线: 400-810-9888 订卡热线: 400-819-9993
在线咨询: <https://help.cnki.net> 客服中心: <https://service.cnki.net/> 电子邮件: help@cnki.net

6. CAJ VIEWER 설치방법



6. CAJ VIEWER 설치방법



CAJViewer 安装程序

选择安装类型 설치 유형 선택 **5.**
选择所需的安装类型。

典型 (T)
将安装最常用的应用程序功能。 建议大多数用户使用此选项。
일반 설치(T): 주요 구성 요소가 설치됩니다. 대부분의 사용자에게 적합합니다.

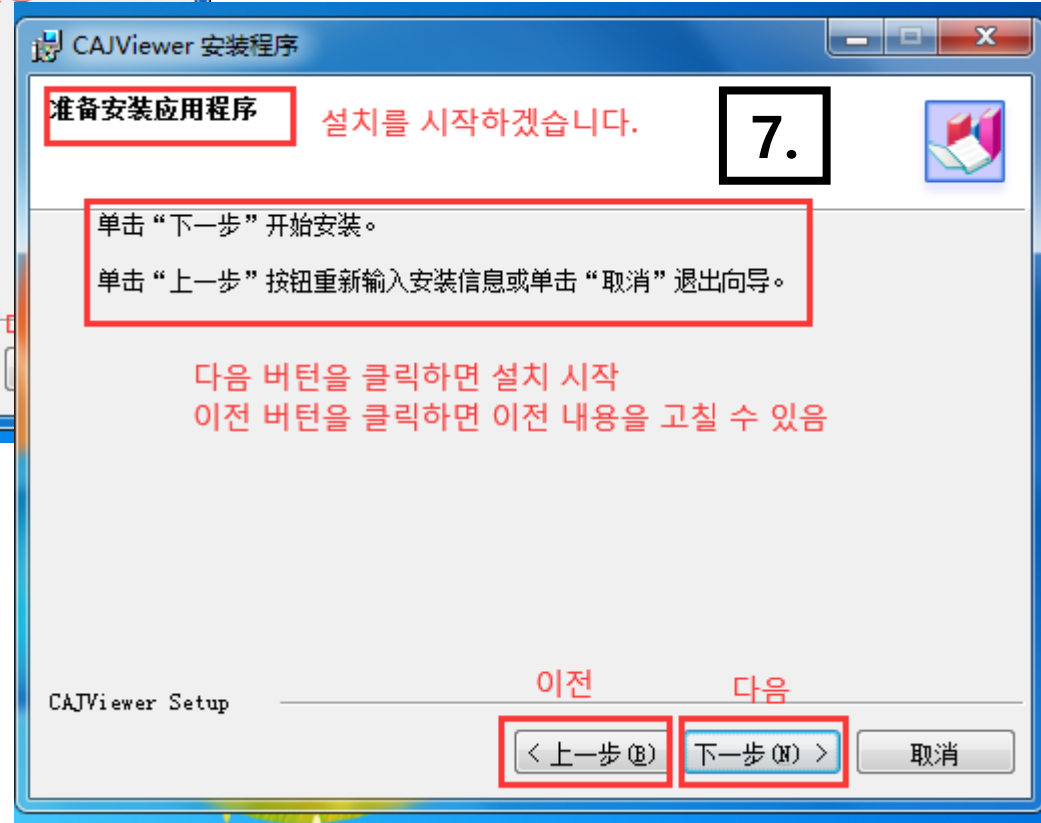
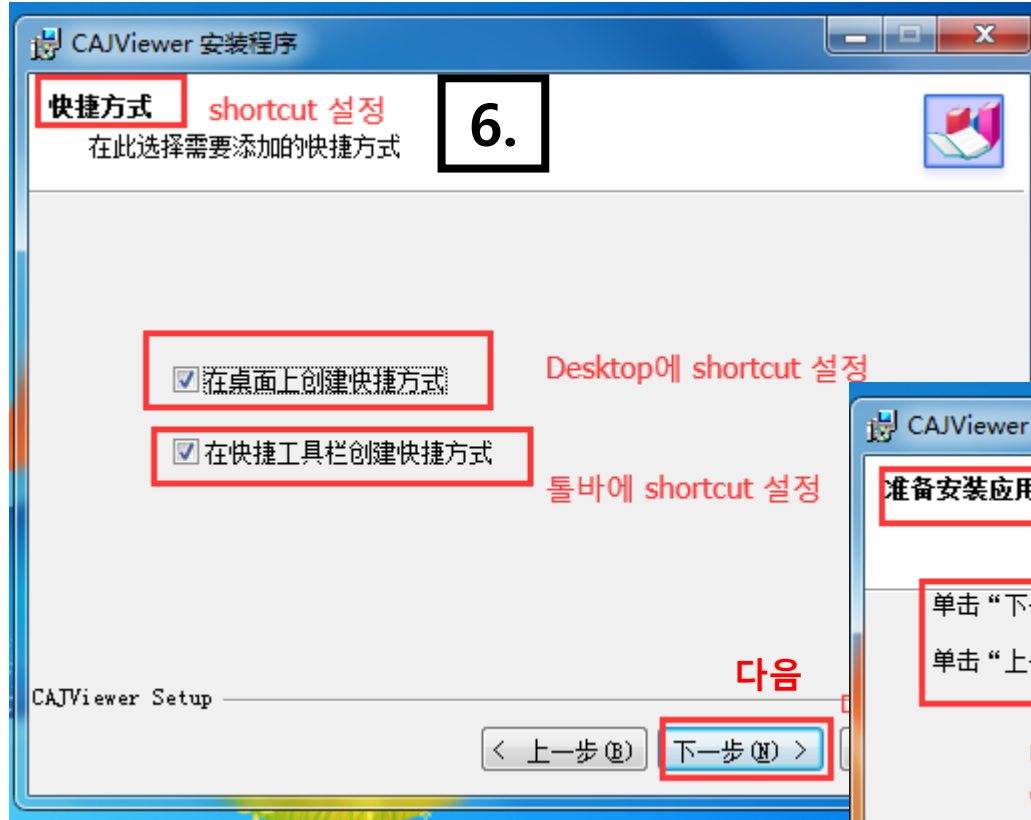
完整安装 (C)
将安装所有的应用程序功能。 建议在需要最佳性能时使用此选项。
완전 설치(C): 모든 프로그램 기능이 설치됩니다. 가장 좋은 기능이 필요한 사용자에게 적합합니다.

自定义 (U)
使用此选项选择要安装的应用程序功能和将要安装的位置。 建议高级用户使用。
사용자 정의 설치(U): 설치할 프로그램 기능과 위치를 선택합니다. 고급 사용자에게 권장합니다.

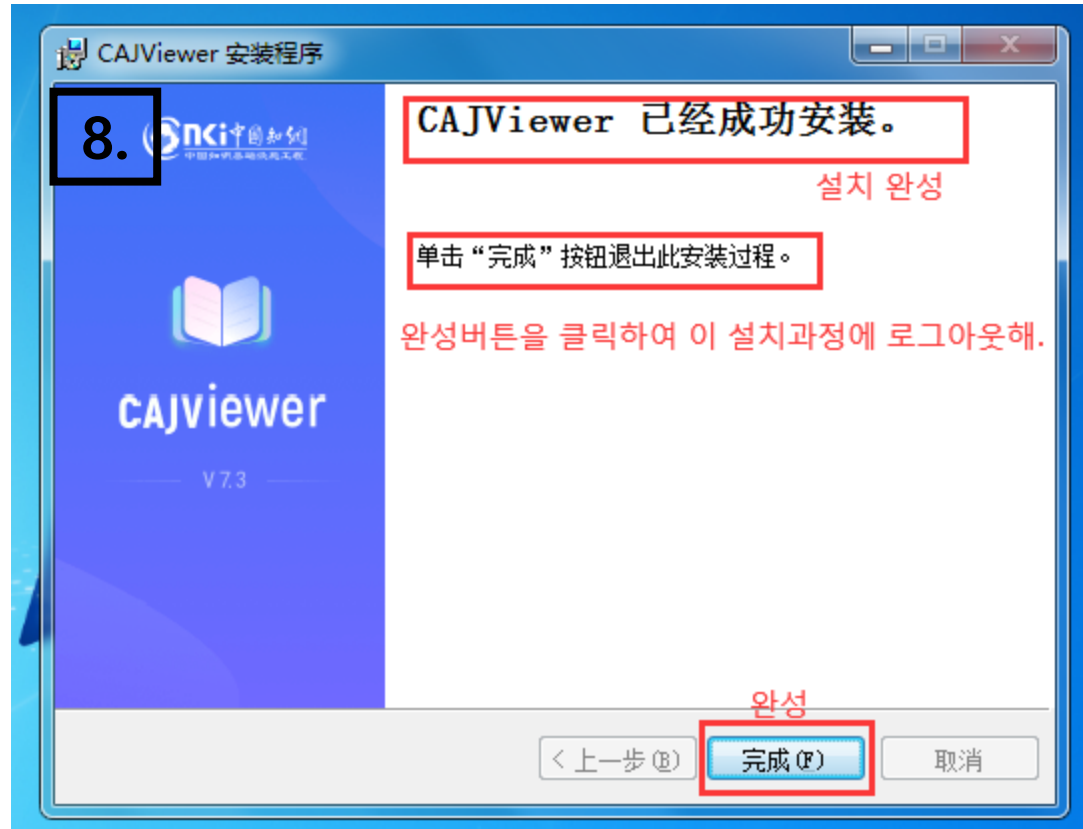
CAJViewer Setup

다음
< 上一步 (B) **下一步 (N) >** 取消

6. CAJ VIEWER 설치방법



6. CAJ VIEWER 설치방법



설치 완료

1) 접속 및 다운로드 오류 시:

- 쿠키/캐시 삭제, 기관인증 확인 >> 여전히 안될 시 도서관 사서에 문의

2) 프록시 오류 시, 접속 URL이 https로 설정되어 있는지 재확인

3) 오류 발생 시, URL 포함된 스크린샷 또는 영상 사서에게 전달

4) 다운로드 불가시, 해당 품목의 컬렉션 확인

- 구독 컬렉션: 다운로드 불가시, 위 1-2번 확인. 여전히 다운로드 불가시 3번 실행

5) 화면 우측 상단에 기관 로그인이 되어 있지 않을 경우

- 로그인 버튼 클릭 -> "IP Login" 버튼 클릭 -> 기관 인증 확인

감사합니다

신원데이터넷

<http://www.shinwon.co.kr>

TEL 02-326-3535

E-mail info@shinwon.co.kr